

DUE 2


1 QUANTI SONO? DISEGNA E COMPLETA.

Activity 1: A box with a circle containing the number '2' and the word 'DUE' written inside. Below the box is a large empty space for drawing.

Activity 2: A box with a circle containing the number '2' and the word 'DUE' written inside. Below the box are two strawberries.

Activity 3: A box with a circle containing the number '2' and the word 'DUE' written inside. Below the box is a large empty space for drawing.

2 CONTA E UNISCI.



2

2

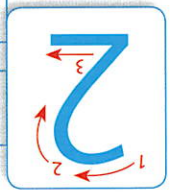
1

DUE

DUE

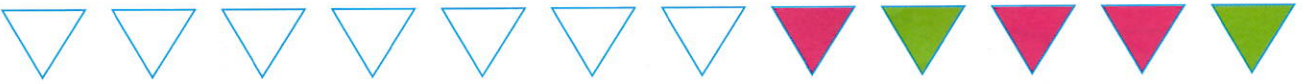
UNO

4 LEGGI E SCRIVI.



Activity 4: A handwriting practice grid. The top row contains the word 'DUE' and a dot. The bottom row contains the number '2' and a dot. Below these are two rows of empty boxes for writing.

5 CONTINUA A COLORARE SEGUENDO IL RITMO.



6 OSSERVA E RISPONDI.


Activity 6: A row of circles for counting. The first five are white, the next two are blue, and the last one is a square box. The text asks 'QUANTE SONO LE PALLINE COLORATE?' (How many colored balls are there?).

TRE 3

1 DISEGNA 3 CIAMBELLE IN OGNI PIATTO, POI SCRIVI IL NUMERO IN CIFRE O IN LETTERE.



3




TRE




2 SEGNA CON UNA X I PIATTI CHE CONTENGONO 3 CIAMBELLE.

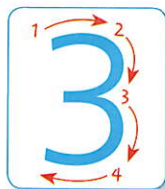








3 LEGGI E SCRIVI.



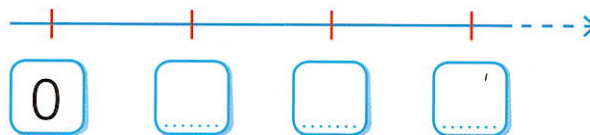
3 .

TRE .

4 COLORA 3 FIOCCHI.



5 COMPLETA LA LINEA DEI NUMERI.



6 OSSERVA E RISPONDI.



QUANTE SONO LE PALLINE COLORATE?